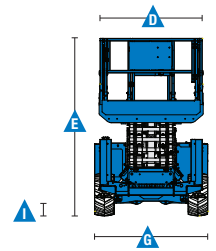
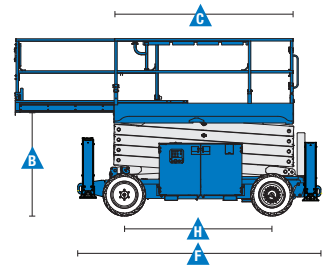


Specifications

Models	GS-2669 BE		GS-3369 BE		GS-4069 BE	
Measurements	Metric	US	Metric	US	Metric	US
Working height maximum*	9.70 m	31 ft 3 in	11.75 m	38 ft	14.12 m	45 ft 9 in
A Platform height maximum	7.70 m	25 ft 3 in	9.75 m	32 ft	12.12 m	39 ft 9 in
B Platform height - stowed	1.47 m	4 ft 10 in	1.47 m	4 ft 10 in	1.65 m	5 ft 5 in
C Platform length - outside	2.79 m	9 ft 2 in	2.79 m	9 ft 2 in	2.79 m	9 ft 2 in
extended	4.31 m	14 ft 2 in	4.31 m	14 ft 2 in	4.31 m	14 ft 2 in
Slide-out platform extension deck	1.52 m	5 ft	1.52 m	5 ft	1.52 m	5 ft
D Platform width - outside	1.60 m	5 ft 3 in	1.60 m	5 ft 3 in	1.60 m	5 ft 3 in
Toeboard height	0.15 m	6 in	0.15 m	6 in	0.15 m	6 in
E Height -stowed	2.59 m	8 ft 6 in	2.59 m	8 ft 6 in	2.74 m	9 ft
rails lowered	1.92 m	6 ft 3.5 in	1.92 m	6 ft 3.5 in	2.08 m	6 ft 10 in
F Length - stowed	3.76 m	12 ft 4 in	3.76 m	12 ft 4 in	3.76 m	12 ft 4 in
platform extended	4.81 m	15 ft 9.5 in	4.81 m	15 ft 9.5 in	4.81 m	15 ft 9.5 in
G Width	1.75 m	5 ft 9 in	1.75 m	5 ft 9 in	1.75 m	5 ft 9 in
H Wheelbase	2.29 m	7 ft 6 in	2.29 m	7 ft 6 in	2.29 m	7 ft 6 in
I Ground clearance - center	0.24 m	9.5 in	0.24 m	9.5 in	0.24 m	9.5 in



Productivity

Maximum platform occupancy (indoor/outdoor)	4/4		4/2		3/2	
Lift capacity	680 kg	1,500 lbs	454 kg	1,000 lbs	363 kg	800 lbs
Drive height	full height		full height		full height	
Drive speed - stowed	7.2 km/h	4.5 mph	7.2 km/h	4.5 mph	7.2 km/h	4.5 mph
Drive speed - raised	0.5 km/h	0.3 mph	0.5 km/h	0.3 mph	0.5 km/h	0.3 mph
Gradeability - uphill stowed**	35%		35%		35%	
Maximum outrigger levelling:	front/back uphill		5.3°/ 4.2°		5.3°/ 4.2°	
side to side	11.7°		11.7°		11.7°	
Turning radius - inside	2.11 m	83 in	2.11 m	83 in	2.11 m	83 in
Turning radius - outside	4.60 m	181.2 in	4.60 m	181.2 in	4.60 m	181.2 in
Raise/lower speed	34/31 sec		39/29 sec		61/28 sec	
Drive	two wheel		two wheel		two wheel	
Tyres - non-marking rough terrain	30x66 cm	12x26 in	30x66 cm	12x26 in	30x66 cm	12x26 in

Power

Power source	48V DC (eight 6V batteries, 225 Ah capacity)		48V DC (eight 6V batteries, 225 Ah capacity)		48V DC (eight 6V batteries, 260 Ah capacity)	
Hydraulic system capacity	68.1 L	18 gal	68.1 L	18 gal	68.1 L	18 gal

Sound & Vibration Levels

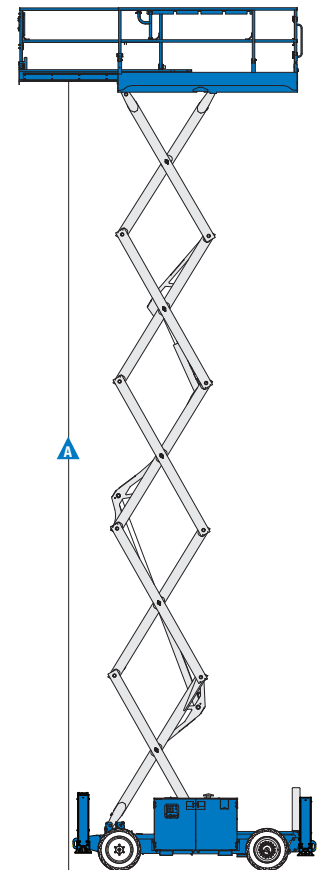
Sound pressure level (ground workstation)	<71 dBA		<71 dBA		<71 dBA	
Sound pressure level (platform workstation)	<74 dBA		<74 dBA		<74 dBA	
Vibration	<2.5 m/s ²	<8 ft 2 in/s ²	<2.5 m/s ²	<8 ft 2 in/s ²	<2.5 m/s ²	<8 ft 2 in/s ²

Weight***

Weight	4,146 kg	9,139 lbs	4,028 kg	8,880 lbs	5,371 kg	11,839 lbs
--------	----------	-----------	----------	-----------	----------	------------

Standards Compliance

ANSI A92.6, CSA B354.2, CE Compliance, AS 1418.10



* The metric equivalent of working height adds 2 m to platform height. U.S. adds 6 ft to platform height.

** Gradeability applies to driving on slopes. See operator's manual for details regarding slope ratings.

*** Weight will vary depending on options and/or country standards.

Features

Standard Features

Measurements

GS-2669 BE

- 9.70 m (31 ft 3 in) working height
- Up to 680 kg (1,500 lbs) lift capacity

GS-3369 BE

- 11.75 m (38 ft) working height
- Up to 454 kg (1,000 lbs) lift capacity

GS-4069 BE

- 14.12 m (45 ft 9 in) working height
- Up to 363 kg (800 lbs) lift capacity

Productivity

- Integrated 2.4 kW generator powered by Kohler KD350, 6.7 hp (5 kW) diesel engine
- Automatic levelling hydraulic outriggers
- Drive at full height
- AC sealed drive motors
- Folding guardrails with full height swing-gate
- Smart Link™ control system (proportional lift and drive, user-friendly diagnostics)
- Platform control with battery charge indicator and diagnostic display
- On-board diagnostic system
- Positive traction control
- Regenerative braking
- Tilt level sensor with audible alarm
- Descent alarm
- Horn
- Hour meter
- Certified load sensor
- Dual flashing beacons
- Motion alarm

Platform

- 2.79 x 1.60 m (9 ft 2 in x 5 ft 3 in) steel frame platform with replaceable aluminium deck
- 1.52 m (5 ft) slide-out extension deck

Power

- 48 V DC (eight 6 V batteries), 225 Ah (standard on GS-2669 BE and GS-3369 BE)
- 48 V DC (eight 6 V batteries), 260 Ah (standard on GS-4069 BE)

Drive

- 2 x 4

Axle

- Front oscillating axle

Tyres

- Foam-filled, non-marking rough terrain

Options & Accessories

Productivity Options

- Air line to platform
- Generator AC power to platform



Genie – Toll free number 1800 788 633

Brisbane

HEAD OFFICE
33 Kimberley Street
Darra QLD 4076

Sydney

74 Glendenning Road
Glendenning NSW 2761

Melbourne

133 Logis Boulevard
Dandenong Sth VIC 3175

Adelaide

16-18 Nixon Road
Wingfield SA 5013

Perth

126 Sheffield Road
Welshpool WA 6106

Darwin

33 McCourt Road
Yarrawonga NT 0830

Genie USA

18340 NE 76th Street
P.O. Box 97030
Redmond, Washington
98073-9730

Distributed By:

Effective Date: May, 2019. Product specifications and prices are subject to change without notice or obligation. The photographs and/or drawings in this document are for illustrative purposes only. Refer to the appropriate Operator's Manual for instructions on the proper use of this equipment. Failure to follow the appropriate Operator's Manual when using our equipment or to otherwise act irresponsibly may result in serious injury or death. The only warranty applicable to our equipment is the standard written warranty applicable to the particular product and sale and we make no other warranty, express or implied. Products and services listed may be trademarks, service marks or trade names of Terex Corporation and/or their subsidiaries in the USA and many other countries. Genie is a registered trademark of Terex South Dakota, Inc. © 2018 Terex Corporation.